



District Policing Partnerships

Local people shaping local policing

Tackling Crime

Cookstown District Command Unit

FIGURES ARE CORRECT AS OF 06/10/04 BUT MAY BE SUBJECT TO UPDATE

District Policing Partnership Brief

Cookstown DPP Brief Apr-Sept 2004

INDEX

- (1) COVER PAGE**
- (2) INDEX**
- (3) FORWARD**
- (4) PROGRESS IN ACHIEVING POLICING PLAN TARGETS:**
 - To promote safety and reduce disorder**
 - To reduce crime and the fear of crime**
 - To contribute to delivering justice in a way which secures and maintains public confidence in the rule of law**
 - To implement the programme of change**
- (5) POLICING WITH THE COMMUNITY**
- (6) COMMUNITY SAFETY PROJECTS**

FORWARD

On behalf of the Chief Constable I hereby present the local District Policing Plan mid year report, which sets out the progress we are making in meeting our published targets and objectives. This report will focus on:

- The steps being taken to develop policing with the Community as the main function of all police officers within the district
- The contribution we are making to community safety projects
- Progress in achieving the targets set out in both the local and Service Policing Plans

Since the date of the previous report the District has progressed with the implementation of the National Intelligence Model to progress best use of information in order to achieve our agreed policy plan objectives.

Within the District Command Unit all of our staff, both Police and Civilian, continue to work diligently on behalf of the community to achieve the Service and District Policing Plan.

My aims remain consistent and those are to continue to provide a professional and responsive Policing Service to the communities in Cookstown. Our commitment and the support of the public remain essential ingredients in our partnership approach to policing.


PROGRESS IN ACHIEVING POLICING PLAN TARGETS

Cookstown DPP Brief Apr-Sept 2004

Notes for Guidance



- The following tables depict the local Policing Priorities and their associated targets as they appear in the Cookstown DCU Policing Plan.
- Some of the priorities are also Province-wide priorities, whilst others are unique to Cookstown DCU. The column headed “Local/Both/Service ” explains which is the case.
- All of the statistics provided are comparing our performance so far this year (April to September 2004, inclusive) with the same period last year (April to September 2003, inclusive). The columns are headed Financial Year To Date (FYTD) and Previous Financial Year To Date (PFYTD) respectively.
- Our performance is deemed to be “On Target” if we meet or exceed the target as set out in the Local or Service Policing Plan.
- Some targets are measured centrally and the information is not broken down to local level. Also, some targets are not measured. This is indicated in the relevant box where this is the case.
- These statistics are taken from the PSNI Management Information System and local records where required.


To promote safety and reduce disorder



Objective	Target	Local / Both	PFYTD	FYTD	On target?	Comment
To maintain public order, thereby providing for the protection and security of the public	To achieve confidence levels in the policing of public disorder of not less than 75%	Service	N/A	N/A	This is measured annually and provided by PSNI HQ	DPP's and CPLC's continue to provide feedback in this area.
To work in partnership with others to reduce the number of those killed and seriously injured in RTCs.	Increase the number of detections for excess speed	Both	161	71		The impact of recent media campaigns have had the desired impact on vehicle users, thus leading to a reduction in the number of persons detected using excess speed

The figures quoted for traffic detections refer to Prosecution files and FPN 's.(Fixed Penalty Notices) but excludes A&W (Advice & Warning)



Cookstown DPP Brief Apr-Sept 2004



Objective	Target	Local / Both	PFYTD	FYTD	On target?	Comment
To work in partnership with others to reduce the number of those killed/ seriously injured in RTCs.	Increase the number of detections for drink / drug driving	Both	39	50		Detections have increased by 22% compared to the same period last year.
	Increase the number of detections for dangerous / careless driving	Both	15	75 (21 prosecutions, remainder pending Dangerous =12 Careless =9)		Detections have increased by almost 29% in this area.



Objective	Target	Local / Both	PFYTD	FYTD	On target?	Comment
To work in partnership with others to reduce the number of those killed/seriously injured in RTCs.	Increase the number of detections for non wearing of seat belts	Both	269	167		The shift of emphasis towards drink/drug driving and careless/dangerous driving impacted on detections in this area. Again media campaigns made have also led to a reduction.



Objective	Target	Local / Both	PFYTD	FYTD	On target?	Comment
Crime and anti social behaviour	To increase the detection rate for criminal damage	Local	19.3% (50 cleared from 259 recorded)	14.9% (46 cleared from 308 recorded)		At present the DCU is reviewing the Control Strategy in respect of this objective. An increased number of minor incidents of criminal damage are being reported.
	Number of referrals to Youth Diversion Officer (YDO) for underage drinking	Local	30	36 (32 first offenders, 4 informed warnings of 2nd or subsequent offenders)		For monitoring purposes only.



To reduce crime and the fear of crime



Objective	Target	Local / Both	PFYTD	FYTD	On target?	Comment
Crime and anti social behaviour	To reduce the number of domestic burglaries by 2% (based on the 2001/02 baseline)	Both	40 (Total burglaries= 108)	25 (Total burglaries =83)		Reduced by 37.5%. Pro active policing and Crime Prevention initiatives have maintained the low level of domestic burglaries.
	To reduce the number of vehicle crimes by 8% (based on the 2001/02 baseline)	Both	Theft from = 31 Theft of = 33 Total = 64	Theft from = 26 Theft of = 29 Total = 55		Reduced by 14%. High visibility patrols and ongoing Crime Prevention initiatives ensure this figure remains on target for the FYTD.

Objective	Target	Local / Both	PFYTD	FYTD	On target?	Comment
Crime and anti social behaviour	To achieve a detection rate for violent crimes of 55%	Both	66.7% (204 cleared from 306 recorded)	53.7% (182 cleared from 339 recorded)		Although the district is not yet meeting the required 55% it is anticipated this target will be met and exceeded. Clearances still in the system have yet to be added to this figure.
	To increase the clearance rate for murders and manslaughters	Service	100% (1/1)	100% (1/1)		The figure for these crime types remain low. Both murders for the PFYD and the FYTD were cleared and persons made amenable.



Objective	Target	Local / Both	PFYTD	FYTD	On target?	Comment
	To monitor the number of racist and homophobic incidents	Both	Racist = 8 Homophobic = 0	Racist = 4 Homophobic = 2		As with Domestic Violence these figures are simply being monitored in order to ensure any increases are noted and acted upon.
Crime and anti social behaviour	To report the number of domestic incidents and domestic violence offences	Both	178 incidents 77 offences	173 incidents 88 offences		There have been slightly fewer incidents of Domestic Violence reported. An increase in offences has been noted, however, few victims are willing to prosecute


Objective	Target	Local / Both	PFYTD	FYTD	On target?	Comment
Crime and anti social behaviour	To provide enhanced training for all officers in the area of domestic violence	Both	N/A	N/A		All officers are being trained via Schools of Instruction. A new Domestic Violence officer with enhanced training and interviewing skills is to be appointed in the near future
	To monitor the number of domestic violence offences that resulted in persons reported or charged	Both	N/A	19 reported 4 charged		For monitoring purposes only.

Objective	Target	Local / Both	PFYTD	FYTD	On target?	Comment
Crime and anti social behaviour	Number of operations to combat crime against the elderly (Number of recorded crimes against the Elderly. Elderly in this case is 60+)	Local	N/A (47)	1 (60)		1 Operation is being re-implemented in the district in relation to crimes against the elderly. It will encourage partnerships with outside agencies, a proactive police approach and Crime Prevention initiatives.
	Number of referrals of elderly to Crime Prevention Officer (CPO) for advice	Local	N/A	48		CPO has been working in partnership with agencies such as Age Concern, NIHE and the local council to ensure any fears or queries from the elderly are tended to.




Objective	Target	Local / Both	PFYTD	FYTD	On target?	Comment
Crime and anti social behaviour	Increase the number and quantity of seizures of illicit drugs	Both	33	43		Drugs seizures have increased by 23%.
	Increase the number of persons charged for supply offences as a proportion of those arrested	Both	7/53 = 13.2%	15/53 = 28.3%		Persons charged for supply offences have more than doubled compared to last year.

**To contribute to delivering justice in a way which secures and maintains public confidence
in the rule of law**

Objectives	Target	Local / Both	PFYTD	FYTD	On target?	Comment
To contribute to delivering justice in a way which secures and maintains public confidence in the rule of law.	Percentage of bail cases within time limits – 85% target	Both	100%	2/3 = 66.7%		Due to the low number of cases in the district, the absence of 1 file decreases the percentage of cases on time
	Percentage of custody cases within time limits – 85% target	Both	100%	N/A		There are no custody cases at present.

Objectives	Target	Local / Both	PFYTD	FYTD	On target?	Comment
To improve organisational effectiveness	To implement the 3 year overtime reduction strategy	Annual	N/A	N/A		The district is currently 19% under the budget.

To implement the programme of change

Objectives	Target	Local / Both	PFYTD	FYTD	On target?	Comment
To build and sustain confidence in the Police Service	To increase to 70% the percentage of people who think the police do a good job	Service	N/A	N/A		These figures are measured annually.
	To achieve confidence levels in overall equality of treatment of 70%	Service	N/A	N/A		These figures are measured annually.
	To achieve satisfaction in respect of patrolling greater than 45%	Service	N/A	N/A		These figures are measured annually.

**POLICING WITH THE COMMUNITY AND
COMMUNITY SAFETY PROJECTS**

Cookstown DPP Brief Apr-Sept 2004

DCU Community Safety Strategy - Initiatives

There are numerous Community Safety Problem Solving initiatives on going in the district including:

- Criminal damage, Ratheen and Holy Trinity
- YCA (Youths Causing Annoyance), Sandholes
- YCA, Cemetery Road
- YCA, Sperrin Court

Listed below are a sample of problems already solved for the FYTD:

- Anti social behaviour, Stewart Avenue
- Anti social behaviour / YCA, path at rear of Railway yard
- Criminal damage to vehicles, Millburn
- Criminal damage to Moneymore Presbyterian Church
- Motorcycles rallying at Drumcairn forest, Stewartstown

Crime Prevention Initiatives and methods

Elderly

- Press release regarding bogus callers / lottery scam
- Referrals to Crime Prevention Officer for advice to the elderly
- 3 Leaflet drops
- Talks to Age Concern, NI Chest Heart & Stroke, residents of Giboney Court / Sperrin residential homes
- 5 surveys for Home Repair assistance Grant in partnership with NIHE
- Talk to elderly at Leisure Centre regarding home security in partnership with Cookstown council
- 4 referrals to Age Concern for door intercoms
- Visits to victims of crime and security surveys completed

Vehicle crime

- Meeting with local car dealers regarding general crime prevention
- Meeting with local car dealers regarding security of vehicle keys following a “dangler” theft in Moneymore
- Press release regarding vehicle security
- Crime prevention advice launched in church magazine / newsletter

Burglary

- Smartwater solutions installed at local schools. Steel signs erected regarding Smartwater in IT suites
- Visits to Commercial and domestic burglary victims