

Figures extracted
from Saturn
12/06/06

District Policing Partnership Brief
APRIL 05-MARCH 06



***District Policing
Partnerships***

Local people shaping local policing




District Policing Partnership Brief April 05-March 06

Section 1: Progress towards achieving targets in the District Policing Plan for 2005/2006

Domain: Reducing Crime: To reduce fear of crime, particularly amongst those who are vulnerable

LPP Target	Apr-Mar 04-05	Apr-Mar 05-06	% Change	Target	Comment on performance, initiatives and impact
3.1.3 The no of referrals to Victim support	N/A	905	N/A	N/A	Victims of domestic violence or commercial crime are not referred to Victim Support. Victims may opt out of scheme

Domain: Investigating Crime: To improve crime investigation and increase detection




LPP Target	Apr-Mar 04-05	Apr-Mar 05-06	% Change	Target	Comment on performance, initiatives and impact
4.3.1 To increase the quantity of drug seizures	76 U=64 R=12	98 U=95 R=3	+28.9%		<ul style="list-style-type: none"> • Searches carried out of drug dealers dwellings • Liaison with other agencies, i.e. local hostel <p style="color: red; margin-top: 5px;">IMPACT-INCREASED SEIZURES</p>
4.11.1 To increase the no of persons reported for drugs offences	17 U=16 R=1	29 U=29 R=0	+70.6%		<ul style="list-style-type: none"> • Subject Profiles completed on suspect dealers • Increased intelligence on users/suppliers <p style="color: red; margin-top: 5px;">IMPACT-ARRESTS OF DEALERS/SUPPLIERS</p>
4.10.1 To maintain the clearance rate for criminal damage	22.4% U=20.1% R=31%	19.8% U=18.9% R=23.9	-2.6%		<ul style="list-style-type: none"> • Problem profiles completed by analyst on hotspot areas • CCTV inputted in locations of repeat victimisation <p style="color: red; margin-top: 5px;">IMPACT-ABC'S SANCTIONED ON REPEAT OFFENDERS OF CRIMINAL DAMAGE</p>

Section 2: Progress towards achieving targets in the District Policing Plan for 2005/2006


LPP Target	Comment on performance, initiatives and impact
3.1.2 To monitor action taken by the DCU in respect of identified crime hotspots	<ul style="list-style-type: none"> •Hotspot areas identified by analyst at monthly TCG meeting.These hotspot areas are then tasked to officers to patrol at peak times. <p style="color: red; text-align: center;">IMPACT-REDUCTION IN FEAR OF CRIME AND VIOLENT CRIME OFFENCES IN HOTSPOT AREAS</p>
3.1.4 To monitor the no of crime prevention initiatives	<ul style="list-style-type: none"> •11 Crime prevention initiatives. •CPO takes referrals from Age Concern and Victim Support regarding fear of crime & personal safety advice. •Regular talks given to elderly,voluntary groups, church groups and students. •Crime prevention advice on topical subjects to local press and radio stations •Crime prevention initiatives are evaluated to ensure they are proving useful in reducing crime •TCG process highlights crime trends suitable for crime prevention advice and best practice. •CPO works in partnership with other relevant agencies, e.g.: NIHE, Age Concern &Building Contractors <p style="color: red; text-align: center;">IMPACT-CRIME PREVENTION INITIATIVES EFFECTIVELY EDUCATE PUBLIC ON CRIME PREVENTION STRATEGIES</p>
4.8.3 To monitor the no of interagency meetings about foreign national issues	<ul style="list-style-type: none"> •8 Interagency meetings about foreign national issues •Contact made with the representatives of various ethnic groups in the district •Active role in Migrant Workers forum •Funding obtained to produce a multilingual booklet on childcare, domestic violence, noise and waste pollution <p style="color: red; text-align: center;">IMPACT-INCREASED AWARENESS OF HELP AVAILABLE TO FOREIGN NATIONALS AND INCREASED REPORTING</p>

LPP TARGET	Comment on performance, initiative and impact
4.8.4 To monitor the no of meetings with foreign nationals and or representatives	<ul style="list-style-type: none"> •8 meetings with foreign nationals and/or representatives. •Contact made with the representatives of various ethnic groups in the district •Active role in Migrant Workers forum •Funding obtained to produce a multilingual booklet on childcare, domestic violence, noise and waste pollution <p>IMPACT-INCREASED AWARENESS OF HELP AVAILABLE TO FOREIGN NATIONALS AND INCREASED REPORTING</p>
4.11.2 To monitor action taken by the DCU in respect of identified drug hotspots	<ul style="list-style-type: none"> •Hotspot areas identified by analyst at monthly TCG meeting.These hotspot areas are then tasked to officers to patrol at peak times. <p>IMPACT-REDUCTION IN FEAR OF CRIME AND INCREASED DRUG SEIZURES</p>
4.11.3 To monitor the no of drug education programmes	<ul style="list-style-type: none"> •21 drug education programmes •CSO involved in work with with other agencies, i.e., Drug and Alcohol Forum, Social services , teachers and lecturers, door staff and local schools to promote the dangers of drugs <p>IMPACT-YOUNG PEOPLE AND ADULTS INFORMED OF DANGERS OF DRUGS AND DETERRED FROM USING THESE SUBSTANCES</p>
5.5.1 To analyse the referrals to YDO for underage drinking to identify hotspots for proactive targeting	<ul style="list-style-type: none"> •82 referrals made this year to YDO compared to 72 in the previous financial year. <p>IMPACT-HOTSPOTS EFFECTIVELY TARGETED AND REFERRALS INCREASED</p>
5.5.2 To monitor the no of interagency meetings/education programmes	<ul style="list-style-type: none"> •21 interagency meetings/education programmes •Work with TIPSA and CDDAF •CASE programmes in schools across the DCU which includes talks on alcohol <p>IMPACT-INCREASED AWARENESS</p>





Section 3: Progress towards achieving targets in the Service Wide Policing Plan for 2005-2008

Domain: Reducing Crime					
APP TARGET	Apr 04- Mar 05	Apr 05- Mar 06	%Change	Target	Comment on performance, initiatives and impact
2.1.1 To continue to reduce the no of crimes	1996 U=1543 R=453	2192 U=1793 R=399	+9.8%		Discussed throughout this section.
2.2.1 To continue to reduce the no of domestic burglaries	48 U=33 R=15	80 U=59 R=21	+66.7%		<ul style="list-style-type: none"> •Commercial & Domestic visits by CPO to educate people on need for security measures in the home •Media articles produced on distraction burglaries, home security and bogus callers •Presentations to suitable groups, i.e., Age Concern and church groups •CPO calls with all victims of domestic burglaries and issues Smart water Kits •Arrest of prolific burglars <p style="color: red; margin-top: 0;">IMPACT-REVIEW DOMESTIC BURGLARY STRATEGY</p>
2.3.1 To continue to reduce the no of vehicle crimes	89 U=63 R=26	69 U=51 R=18	-22.5%		<ul style="list-style-type: none"> •Hotspot areas identified by analyst •Targeted patrolling of hotspot areas using liveried vehicles and foot patrols •Local car dealers made aware of need for vehicle security •Poster campaign on crime prevention methods <p style="color: red; margin-top: 0;">IMPACT-REDUCTION IN VEHICLE CRIMES & INCREASED PUBLIC CONFIDENCE</p>

Domain:Reducing Crime

APP TARGET	Apr 04-Mar 05	Apr 05-Mar 06	%Change	Target	Comment on performance, initiatives and impact
2.4.1To reduce the no of violent crimes	655 U=519 R=136	589 U=490 R=99	-10.1%		<ul style="list-style-type: none"> •Awareness campaign to make victims aware of of the role of Domestic Violence Officer and how they can get help and support from this officer •Targeted high visibility patrols of town centre area over the weekend particularly between 11am and 3am •Targeting of new hotspot areas, i.e.: teen discos and hotels •Posters displayed in licensed premises toilets regarding getting home safe. •Anti Social behaviour message beer mats provided along with the re issue of assault posters. •Dedicated domestic violence officer appointed •Robust charging policy for violent crime offences <p>IMPACT-INCREASED PUBLIC CONFIDENCE & REDUCTION IN FEAR OF CRIME</p> <p>PUBLIC AWARE OF ZERO TOLERANCE RE: VIOLENT BEHAVIOUR</p>

Domain: Investigating Crime





APP TARGET	Apr 04- Mar 05	Apr 05- Mar 06	%Change	Target	Comment on performance, initiatives and impact
4.11 To increase the clearance rate for all crimes	42.4 U=40.4% R=49.2%	40.0 U=39.5% R=42.4%	-2.4%		Discussed throughout the section IMPACT-HIGH CLEARANCE RATE COMPARED TO WHOLE SERVICE, MAINTAIN PUBLIC CONFIDENCE AND REDUCTION IN FEAR OF CRIME
4.2.1 To increase the clearance rate for violent crime	61.2 U=59.3% R=68.4%	56.4 U=54.3% R=66.7%	-4.9%		<ul style="list-style-type: none"> •Increased efforts by the DCU to disrupt repeat offenders •Use of hand held video equipment for evidence gathering •Appeals via the media for information IMPACT-ARREST OF OFFENDERS AND INCREASED INTELLIGENCE
4.7.1 To increase the clearance rate for domestic violence offences	78.1	71	-7.1%		<ul style="list-style-type: none"> •Each case dealt with according to its circumstances. Victims wishes taken into account •Maintain close working relationship with other agencies involved in D.V issues •DVO appointed in investigative role •Close support offered by Domestic Violence Officer •Domestic Violence policy in place IMPACT-INCREASED CONFIDENCE IN PSNI AND AWARENESS OF HELP AVAILABLE TO VICTIMS
4.8.1 To monitor the no of racist and homophobic crimes	R=24 H=4	R=15 H=2	-37.5% -50 %		<ul style="list-style-type: none"> •Baseline figure established •Dedicated Community Safety Officer who participates in ethnic minority groups IMPACT-INCREASED AWARENESS & CONFIDENCE

APP TARGET	Apr 04- Mar 05	Apr 05-Mar 06	Comment on performance, initiatives and impact
4.8.2 To establish a baseline for the no of religious and sectarian motivated incidents/crimes and incidents/crimes against persons with a disability	N/A	Religious Incidents-0	<ul style="list-style-type: none"> •A Baseline figure is currently being established for these crime types
	N/A	Religious Crimes-0	
	N/A	Sectarian Incidents - 20	
	N/A	Sectarian Crimes -15	
	N/A	Disability Incidents - 4	
	N/A	Disability Crimes – 3	
4.9.1 To increase the clearance rate for racist/homophobic crimes	R = 41.7 H=0	R=26.7 H=0	<ul style="list-style-type: none"> •Zero tolerance approach applied by DCU •Early identification of witnesses •IO' s speak to IP at an early stage to try and identify any offender
4.9.2 To establish a baseline clearance rate for religious and sectarian motivated crimes and crimes against persons with a disability	N/A	R=NO CRIMES S=53% 8/15 CRIMES D=33.3% 1/3 CRIMES	<ul style="list-style-type: none"> •A baseline figure is currently being established for these crime types.




Domain:Promoting Public Safety

APP TARGET	Apr 04-Mar 05	Apr 05-Mar 06	Target
5.2.1 To establish a baseline for the no of reported incidents of anti-social behaviour and the no of incidents involving crime	N/A	1401 ASBI 662 ASBC	N/A
APP TARGET			Comment on performance initiatives & impact
5.2.2 To report the no and types of initiatives developed to address anti-social behaviour			<ul style="list-style-type: none"> •Problem solving folders for hotspot locations, identified by the analyst •Prolific offenders identified fortnightly through the TCG process

Domain: Promoting Public Safety

APP TARGET	Apr 04- Mar 05	Apr 05- Mar 06	%Change	Target
6.2.1 To increase the no of detections for excess speed offences	194	191	-1.5%	
6.3.1 To increase the no of detections for driving whilst impaired through drink or drugs	105	141	+34.3%	
6.4.1 To increase the no of detections for non-wearing of seatbelts	373	489	+31.1	
6.5.1 To increase the no of detections for careless and dangerous driving offences	123	42	-65.9%	

Domain:Resource Usage

APP TARGET	Apr 04- Mar 05	Apr 05- Mar 06	%Change	Target
7.3.1 To reduce average sickness levels for police officers to 12.5 days and civilians to 13 days in 2005-2006	P- 11.1 C-8.5	P- 12.28 C-12.91	P-+10.6% C-+51.9%	
7.5.1 To process 85% of custody cases within 90 days	77.6	83.35	+7.4%	
7.5.2 To process 85% of all bail cases within 110 days	87.5	87.35	-0.17%	

Section 4: Summary of recorded crime and clearance rates within the District Command Unit

Crime Classes	Recorded Apr-Mar 04/05	Recorded Apr-Mar 05/06	%Change	Cleared Apr-Mar 04/05	%Cleared Apr-Mar 04/05	Cleared Apr-Mar 05/06	%Cleared Apr-Mar 05/06
1. Offences v the person	633	560	-11.5	387	61.1	322	57.5
2. Sexual Offences	14	23	64.3	11	78.6	8	34.8
3. Burglary(Domestic Burglary)	48	80	66.7	14	29.2	15	18.8
4. Robbery	8	6	-25.0	3	37.5	2	33.3
5. Theft	353	380	+7.65	76	21.53	131	34.45
5a. Theft from vehicles	39	29	-25.6	4	10.3	2	6.9
5b. Theft of Vehicles	50	40	-20.0	17	34.0	24	60.0
6. Fraud and Forgery	101	103	2.0	83	82.2	52	50.5
7. Criminal Damage	606	711	17.3	136	22.4	141	19.8
8. Offences v the state	24	18	-25.0	6	25.0	17	94.4
9. Other Notifiable Offences	102	154	51.0	76	74.5	124	80.5
Violent Crime (1,2&4)	655	589	-10.1	401	61.2	332	56.4
Total Crime	1996	2192	9.8	847	42.4	877	40.0

Bar Graph illustrating Crime types Apr 05-Mar 06

