

NORTH DOWN
DISTRICT POLICING PARTNERSHIP

PUBLIC CONSULTATION
2008-2009

INDEX

Table of Contents	2
Background	3
Borough Profile	6
Statistical Research	8
Secondary Consultation	18
Individual Group Findings	21
Summary Table	25
Other considerations	26
Conclusions	27
Policing Priorities for 2010-2011	29
Contact Details	30

BACKGROUND

The North Down District Policing Partnership (DPP) was set up under the Policing (NI) Act 2000 and established by North Down Borough Council in March 2003. This provided a unique opportunity for local people to shape local policing through a partnership between North Down Borough Council and the local community, independent of the PSNI. The Partnership receives 75% funding from the Northern Ireland Policing Board and 25% from North Down Borough Council.

North Down DPP comprises 19 Members. Independent members are appointed by the Northern Ireland Policing Board. Elected members are appointed by North Down Borough Council and are representative of the political composition of the Borough.

Independent Members

- Mr Varkey Abraham is a team leader from Bangor
- Mrs Lorna Anderson is a full-time Mother and Voluntary Worker from Holywood and has been reappointed to serve a third term on North Down DPP
- Mrs Audrey Ferguson is current Chair Person of the World Wide Women Group, an ethnic minority group in North Down. She is also a volunteer advisor in the CAB (Citizens Advice Bureau) and is currently working as a telecare advisor for Fold. Mrs Ferguson graduated in July 2007 with a Bsc Hons (social sciences) in Community Development
- Ms Lynn Johnston is a Development Officer from Bangor and has been reappointed to the DPP. Ms Johnston has canvassed on behalf of the Northern Ireland Women's Coalition and has also been a member of the Central Party Executive Committee.
- Mrs Karen Keers is a student from Bangor
- Mr Peter Lockhart is a Civil Servant from Bangor.
- Mr Dave McCullough is an electrical engineer currently employed in the Water Industry. His community involvement included an ongoing 18 year commitment to the Duke of Edinburgh Award scheme as an expedition skills trainer, supervisor and assessor to a local school in North Down. He is Secretary to the Northern Ireland Deer Society.

- Mrs Eileen Bell is a legislative advisor Mrs Eileen Bell is a legislative advisor to AutismNI, Former Deputy Leader of the Alliance Party and Former Speaker to the N.I Transitional Assembly. (Mrs Eileen Bell resigned from North Down District Policing Partnership on 31st December 2008. On 1st January 2009 the Northern Ireland Policing Board appointed Mr Andrew Muir to North Down DPP)
- Mr Andrew Muir is a Manager for Translink from Bangor. Andrew serviced as Co Chair of Belfast LGBT Resource Centre. He has canvassed on behalf of the SDLP and has previously served as Secretary of the SDLP Bangor Branch

Political Members

- | | |
|-------------------------|---------------------------|
| • Alderman Mrs Cooling | Democratic Unionist Party |
| • Alderman Fitzsimons | Alliance Party |
| • Alderman Mrs McKay | Ulster Unionist Party |
| • Councillor Chambers | Independent Councillor |
| • Councillor Easton | Democratic Unionist Party |
| • Councillor Graham | Democratic Unionist Party |
| • Councillor Henry | Ulster Unionist Party |
| • Councillor Hill | Alliance Party |
| • Councillor Mrs Smith | Ulster Unionist Party |
| • Councillor Mrs Wilson | Alliance Party |

Using statistics from the 2001 Census, and other data to ensure the DPP's representative make-up, the North Down DPP as constituted is approximately 16% Roman Catholic and 84% Protestant and others. The 2001 Census gives the demographic profile of the Borough as 13.4% Roman Catholic and 86.6% Protestant and others.

Section 75 of the Northern Ireland Act (1998) requires the North Down DPP in carrying out its functions, to have due regard to the need to promote equality of opportunity:

- Between persons of different religious belief, political opinion, racial group, age, marital status or sexual orientation;
- Between men and women generally;
- Between persons with a disability and persons without;
- Between persons with dependents and persons without.

In addition, without prejudice to its obligation, the North Down DPP shall, in carrying out its functions, have regard to the desirability of promoting good relations between persons of different religious belief, political opinion or racial group.

Under the Freedom of Information Act all DPP's including North Down DPP must have a publication scheme that sets out the information available to be made public. The Information Commissioner has approved the North Down DPP scheme and this is regularly reviewed and updated.

BOROUGH PROFILE

The Borough of North Down is located on the southern shores of Belfast Lough and situated 12 miles east of Belfast. It covers an area of approximately 81 sq km and has a current population of approximately 80,000.

The Borough encompasses the towns of Bangor and Holywood, five villages - Conlig, Crawfordsburn, Groomsport, Helen's Bay, and Seahill and one hamlet at Six Road Ends. There are approximately 30,000 homes and business premises.





The physical area of the PSNI District Command Unit (DCU) is divided into three geographical areas each managed by an Inspector, who has responsibility for policing within their sector. These are:

- Bangor Inner Sector – the area of the town within the ring road;
- Bangor Outer Sector – that area outside the ring road including the villages of Conlig, Crawfordsburn, Helens Bay and Groomsport;
- Holywood Sector – the area from Tillysburn to Ballyrobert, including Holywood Town, Seahill, Cultra and Craigantlet.

During the financial year (2008/2009) the Area had the following human resources to deliver a policing service in the North Down district.

- 81 regular Police officers
- 3 Police officers part time and
- 29 support staff

North Down DPP has recognised both the challenges and the importance of its roles and responsibilities in relation to the Borough of North Down as set out in Schedule 3 Part III of the Police (NI) Act 2000. This legislation established the framework for the activities undertaken by North Down DPP. They are:

-  To provide views to the PSNI District Commander and to the Policing Board on any matter concerning the policing of the Borough;
-  To monitor the performance of the Police in carrying out -
 - a. the annual plan as it relates to the Borough
 - b. the local policing plan for the district;
-  To make arrangements for obtaining the views of the public about matters concerning -
 - a. the policing of the district
 - b. the co-operation of the public with the Police in preventing crime;
-  To act as a general forum for discussion and consultation on matters affecting the policing of the district.

STATISTICAL RESEARCH

The views of the community in policing were obtained through a Borough wide community Survey carried out by NISRA (Northern Ireland Statistical Research Agency) in conjunction with the Northern Ireland Policing Board in February 2008. Over 71,500 households were selected throughout Northern Ireland. In terms of North Down 3,379 questionnaires were issued and 709 returned, resulting in a response rate of 21%. This was the highest response rate in Northern Ireland and above the average 17%. According to the NI Census data, the population for North Down in 2001 was 76,323. Therefore the respondents represented 0.9% of the population of North Down.

In terms of gender, the results of the NISRA survey showed an under representation from females.

Gender	Males	Females
NISRA Response	51%	43%
Census Data	48%	52%

In relation to the breakdown of age it was noted that the results reflected the breakdown of the Borough with an under representation from the 16-24 age group.

Age	16-24	25-40	41-60	61+
NISRA Response	2%	16%	37%	45%
Census Data	11%	16%	36%	44%

In relation the community background of respondents there was an under representation from both sections of the community.

Community Background	Catholic	Protestant	Other Religions and Philosophies	None
NISRA Response	9%	73%	5%	8%
Census Data	12.6%	80.5%	0.5%	6.4%

It was noted that in 2008 a breakdown was included in the Northern Ireland survey for each question in relation to the ethnicity of the respondents however no further information was provided in relation to North Down or any other minority groups within the 9 dimensions of Section 75.

A further analysis took place regarding the geography of the respondents and it was noted that 83% of the NISRA respondents were from Bangor Inner and Bangor Outer and 17% from Holywood. This was a slight increase from the 15.8% from the census data.

RESULTS

In terms of the single biggest problem within the North Down area, 21% of respondents indicated that they felt this was domestic burglary a decrease on the 24% in 2006 and the 28% expressed in 2004.

The second biggest problem was young people causing annoyance at 13%. This was in contrast to 2006 and 2004 in which the second biggest concern was assaults.

Biggest Problems

		<u>North Down</u>	<u>Northern Ireland</u>
1st Mention	1. Domestic Burglary	21%	16%
	2. Young people causing a nuisance	13%	12%
	T3. Dangerous Driving	8%	10%
	T3. Underage Drinking	8%	9%
All Mentions	1. Underage Drinking	51%	49%
	T2. Domestic Burglary	50%	40%
	T2. Young people causing a nuisance	50%	48%

The priorities were the same for all 3 sector areas of North Down.

The question was put in terms of which activity did members of the Community think that the Police within the Borough of North Down should be concentrating most resources on. 36% of respondents indicated that they felt that resources should be concentrated on beat/foot patrolling; an assumption is made that it would be considered that more should be provided within the area. The second largest concern of 22% for local PSNI resources in North Down was that of a prompt response to emergencies. This was an increase on the 2006 figure of 18%. Finally 16% of respondents highlighted crime prevention as a priority, an increase on the 2006 figures by 2%.

The priorities were the same for all sectors, ages and gender.

Concentrate Resources

			<u>North Down</u>	<u>Northern Ireland</u>
1st Mention	1.	Beat Patrol	36%	33%
	2.	Prompt Response	22%	21%
	3.	Crime Prevention	16%	15%
All Mentions	1.	Beat Patrol	74%	68%
	2.	Prompt Response	72%	70%
	3.	Crime Prevention	60%	59%

When asked how they rated the overall level of crime in their area in comparison to the previous year, 46% felt it was the same, 13% more of a problem, 9 % less of a problem and 23% didn't know. The figures were comparable across sectors, gender and community background.

	<u>North Down</u>	<u>Northern Ireland</u>	
Overall crime	13%	17%	Worse
	9%	9%	Better
	46%	44%	Same
Burglary	15%	19%	Worse
	11%	11%	Better
	39%	37%	Same
Speeding	29%	34%	Worse
	11%	10%	Better
	39%	35%	Same
Underage Drinking	43%	46%	Worse
	4%	3%	Better
	32%	29%	Same
Vandalism	31%	35%	Worse
	7%	6%	Better
	39%	37%	Same
Young people causing nuisance	36%	39%	Worse
	8%	7%	Better
	36%	34%	Same

Those who responded were then asked what activities they felt would reduce crime in their area. The majority wanted to see an increased Police presence. There was a slight variation in the Holywood area of which 63% requested an increased Police presence followed by 14% requesting an increase in the community working with local Police to help reduce crime and then joint neighbourhood watch and more facilities for young people.

Activities to reduce crime

		<u>North Down</u>	<u>Northern Ireland</u>
1st Mention	1. Increased Police Presence	61%	52%
	2. More facilities for young people	15%	19%
	3. Neighbourhood Watch	11%	12%
All Mentions	1. Increased Police Presence	86%	81%
	2. Working with Local Police	55%	59%
	3. Neighbourhood Watch	50%	49%

In terms of satisfaction levels with policing within the Borough of North Down, 30% of respondents were satisfied. This was a reduction from North Down 2006 figure of 31% and the Northern Ireland figure for 2008 of 31%.

The same question was asked of foot patrols and vehicle patrols with the following results.

		<u>North Down</u>	<u>Northern Ireland</u>
Overall	1. Satisfied	30%	31%
	2. Neither	44%	39%
	3. Dissatisfied	22%	27%
Foot Patrols	1. Satisfied	13%	13%
	2. Neither	32%	28%
	3. Dissatisfied	50%	53%
Vehicle Patrols	1. Satisfied	18%	20%
	2. Neither	37%	31%
	3. Dissatisfied	34%	38%

In relation to foot patrols, 15% were satisfied in 2006 and 10% satisfied in 2004. In relation to vehicle patrols, 20% were satisfied in 2006 and 2004.

When analysing the satisfaction levels across sectors the most respondents satisfied were from Holywood with 33% and the least from Inner Bangor with 28%.

When asked if respondents had any contact with local Police in the previous year, 28% responded yes compared to 30% in 2006. The majority were male, and aged 25-40. Of those who responded yes, 51% were satisfied a fall on the 2006 level of 63%. 30% were dissatisfied, compared to 21% in 2006.

Respondents were then asked if they knew the names of or recognise Police officers in their area. 5% responded yes and 94% responded no. This was below the Northern Ireland average where 8% knew their local officers and 90% responded no. The analysis was the same for inner and outer Bangor with Holywood performing better with 8% indicating they knew who their local officers were.

When asked if they would engage with the Police, 87% responded positively. The Northern Ireland average was 80%. Again there was a difference in sectors across North Down with 95% of respondents from Holywood willing to engage with the Police compared to 83% from Inner Bangor.

A further question was asked as to reasons people stop from engaging with the Police. 20% believe this was lack of confidence in the Police followed by lack of Police response (14%), lack of Police resources (13%) and the justice system being too lenient (13%). 10% believed it was fear of reprisals. Similar results were across Northern Ireland with dislike/fear of the Police featuring.

With regard to District Policing Partnerships, 79% of respondents indicated that they had heard of DPP's an increase from 71% in 2006.

In response to the question how did you hear about DPP's, 57% (a fall from 61% in 2006) advised this was via TV and radio followed by 53% (a fall from 54% in 2006) from newspapers. Northern Ireland wide, 66% was from TV and radio and 55% from stories in Newspapers.

In connection with satisfaction of local DPP's, 11% felt their DPP was doing a good job, a fall from 15% in 2006. However only 9% felt it was not and 75% didn't know. A disappointing 32% was confident that the DPP was helping to address local policing problems, a decrease on 38% in 2006. 51% were not confident that the DPP was helping to address local policing problems. Although disappointing the figures were slightly better than the Northern Ireland average with 31% confident and 55% not confident.

In response to the question of whether members of the public knew how to contact their District Policing Partnership, only 22% of those who responded knew how to contact their DPP, this was a 1% increase on the 2006 statistic and a 4% increase on the Northern Ireland average of 18%

In response to the question of whether members of the public would contact their District Policing Partnership, 54% of those who responded would contact their DPP and only 10% stated no. This is a further improvement of 4% from 2006.

When asked if they knew who the members of their local District Policing Partnership were, 86% of respondents indicated no whilst 10% indicated that they did know. This was a slight variation on the 2006 statistics, which showed 86% did not know and 14% did. The Northern Ireland average was 12% did know and 85% did not know who Members of the their DPP were.

In terms of feeling safe within the Community, 76% felt fairly or very safe (75% in 2006) and 20% felt unsafe (25% in 2006). The Northern Ireland average was 71% for safe and 25% for unsafe. In terms of North Down, residents from Holywood felt the safest with 81% and residents from Bangor inner the least with 74%. Males and those aged 41-60 felt less safe than their counterparts.

NORTH DOWN SPECIFIC QUESTIONS

The 2008 NISRA survey contained 25 core questions relating to crime and policing and North Down DPP included questions specific to North Down.

Those questioned were asked as to their awareness of neighbourhood watch operating within their area. Of those who responded 12% were aware of neighbourhood watch schemes an improvement on the 11% in 2006.

When asked do you think that the use of CCTV Camera in Bangor and Holywood town centre will reduce the level of crime and lead to the feeling of greater safety amongst the public, 71% responded yes (a fall from 81% in 2006 and 90% in 2004). When this figure was broken down into sectors, 73% of respondents from Holywood agreed that it would reduce the level of crime. The highest proportion was from those aged 61+.

In response to the question, have you heard of Community Restorative Justice, 35% responded yes and 60% no, an increase on 30% and 66% respectively from 2006 and 22% and 76% in 2004.

When asked do you support the concept of Community Restorative Justice 39% did not support the scheme compared to 41% in 2006 and 68% in 2004. 54% did support the scheme compared to 53% in 2006 and 27% in 2004.

The question was asked what the community believed contributed most to anti social behaviour. 56% attributed this to underage drinking, 18% to lack of facilities for young people and 13% to lack of Police action. 64% of those aged 61+ believed underage drinking was the main contributor whilst 28% of

those aged 25-40 believed it to be lack of facilities. The results were comparable across sector and community background.

1st Mention	1. Underage Drinking	56%
	2. Lack of Facilities	18%
	3. Lack of Police Action	13%
All Mentions	1. Underage Drinking	87%
	2. Lack of Police Actions	56%
	3. Lack of facilities	51%

Those who responded were then asked if they has experienced anti social behaviour. 39% responded yes and 56% responded no. Those worst affected appeared to be those aged 25-40 from Inner Bangor.

When asked if the incident was reported 61% responded no and 37% responded yes. The group least likely to report an incident were those aged 41-60 from outer Bangor.

In conclusion the statistical research undertaken by the Northern Ireland Statistical Research Agency found that the top priorities of all mentions of the residents of North Down were:

1. Underage Drinking
- T2. Domestic burglary
- T2. Young people causing annoyance
- 4 Vandalism
- 5 Speeding

This research represented 0.9% of the community and there was under representation from women, the 16-25 age groups and no breakdown provided of the 9 dimensions of section 75.

SECONDARY CONSULTATION

During 2008-2009 North Down DPP sought to increase its level of community consultation and ensure local people shaped local policing for the 2009-2010 local and annual policing plan. The DPP included within its operational plan a commitment to increase North Down DPP engagement with the entire community. North Down DPP further implemented a consultation strategy to ensure the consultation process was as representative as possible.

Through analysis of the NISRA data a number of areas were identified which required further consultation to ensure to the results were reflective of the entire Borough, specifically

- Women
- 16-24 age group
- Representatives from the 9 dimension of Section 75.

North Down DPP also undertook to consult with as many members of the community as possible in accordance with its consultation strategy.

As part of its secondary consultation process correspondence was issued to over 800 organisations held on a DPP database. Community groups and organisations were asked to contact the DPP Manager if they wished to discuss their concerns on crime and policing in North Down. A large number of responses were received and a number of subsequent meetings held.

All of North Down

- Minority Event for Neighbourhood Policing
- Friends of the Earth (Arranged by Mr A Muir)
- Marks and Spencers
- Translink (Arranged by Mr A Muir)
- Bangor Central Primary School Parent Teachers Association (Arranged by Ms L Johnston)

Abbey area

- Intergenerational Bingo in Skipperstone area.
- Harbour Ward Residents Association (Arranged by Ms L Johnston)
- Harbour Residents Action Plan
- Bangor Grammar Students from Abbey (Arranged by Mrs I Weir)

Ballyholme & Groomsport area

- Evergreen Club (Arranged by Cllr Chambers)
- Bangor Grammar Students from Ballyholme and Groomsport (Arranged by Mrs I Weir)

Bangor West area

- WestChurch PWA (Arranged by Cllr Mrs Smith and Cllr Mrs Wilson)
- Bangor Grammar School Students from Bangor West (Arranged by Mrs I Weir)

Hollywood area

- Redburn and Loughview Bingo
- Hollywood Women (Arranged by Mrs L Anderson)
- Redburn and Loughview Community Survey

Older Persons

- Over 50s Forum (Arranged by Cllr Hill)
- Thursday Club
- Over 50s Forum Newsletter

Younger Persons

- SERC NVQ Students
- SERC Questionnaires
- Glenlola Collegiate School (Arranged by Mr P Lockhart)
- Bangor Grammar School – Community Action Team (Arranged by Mrs I Weir)

Persons with a Disability

- Promote Action/ AMH
- North Down & Ards MS Society
- Bangor Deaf Club
- Life Alert

Persons of different Ethnic Origin

- Bangor Malayalee Association (Arranged by Mr V Abraham)

Persons of different Sexual Orientation

- GLAD

In total North Down DPP undertook secondary consultation with over 500 members of the community in North Down through over 30 organisations.

A list of the meetings, the numbers in attendance, the priorities and other issues raised is attached.

Borough Area	No. s	Organisation	Progress	Priorities	Others
Holywood	25	Redburn and Loughview Bingo	Completed 26/01/09	1.Domestic burglary 2.Criminal damage 3.Anti social behaviour 4.Drugs	Increased police patrolling
	15	Holywood Womens group	Completed 20/02/09	1.Domestic Burglary 2.Criminal Damage 3.Speeding	Lack of information to victims
	120	Redburn and Loughview Community Survey	Completed June 2009	1. Youths Causing Annoyance 2. Anti social Behaviour 3. Paramilitary Activity	Lack of police presence
Bangor West	25	WestChurch PW	Completed 12/02/09	1.Anti social behaviour 2.Youths causing annoyance 3.Underage drinking 4.Domestic burglary	Response to non emergency calls Parking on pavements and obstructions
	5	Bangor Grammar Students from Bangor West	Completed 19/03/09	1.Youths causing annoyance 2.Speeding 3.Criminal damage	Increased police patrolling
Abbey	20	Bingo in Skipperstone with youth groups and older groups	Completed 14/01/09	1.Youths causing annoyance 2.Criminal Damage	Increased Police presence Increased street lighting
	12	Harbour Ward Residents Association	Completed 23/03/09	1.Anti social behaviour 2.Underage drinking 3.Graffiti and criminal damage	Response to non emergency calls.
	-	Harbour Residents Action Plan		1.Anti social behaviour 2. Speeding 3. Criminal Damage 4. Hate Crime	Increased police presence Noise pollution More Neighbourhood watch
	5	Bangor Grammar Students from Abbey	Completed 19/03/09	1.Youths causing annoyance 2.Criminal damage 3.Underage drinking	Lack of interaction with young people

Borough Area	No .s	Organisation	Progress	Priorities	Others
Ballyholme and Groomsport	18	Evergreen Club	Completed 22/01/09	1.Speeding 2.Criminal Damage	Increased police presence
	5	Bangor Grammar Students from Ballyholme	Completed 19/03/09	1.Criminal Damage 2.Youths causing annoyance 3.Underage drinking 4.Domestic burglaries	Dog Fouling Increased response times
All of North Down	25	Section 75 Consultation on NPT	Completed 08/10/08	1. Anti social behaviour 2. Criminal damage 3. Youths causing annoyance	More training on deaf awareness Response times Parking
	3	Friends of the Earth	Completed 01/04/09	1.Public drunkenness 2.Anti social behaviour 3.Speeding 4.Drugs	Opening time of Holywood station Litter Increased police presence
	1	Marks and Spencer's	Completed 26/06/09	1.Theft	Communication with victims Response to non emergency calls More communication with local officers
	2	Translink	Completed 24/06/09	1.Youths causing annoyance 2.Criminal damage 3.Graffiti 4.Public drunkenness	Response to non emergency calls More communication with local officers
	20	Bangor Central Primary School PTA	Completed 22/09/09	1.Anti Social Behaviour 2.Speeding 3.Criminal Damage 4.Underage drinking	Lack of response to non emergency calls More involvement with young people

Group	No .s	Organisation	Progress	Priorities	Others
OLDER PERSONS	50	Over 50s Forum	Completed 26/11/08	1. Underage drinking 2. Anti social behaviour 3. Criminal damage	Increased fear of crime
	24	Thursday Club	Completed 02/04/09	1. Youths causing annoyance 2. Domestic burglary 3. Speeding	Parking and vehicles causing obstructions
	24	Over 50s Forum Newsletter	Completed 31/03/09	1. Criminal Damage 2. Underage Drinking 3. Speeding 4. Public drunkenness	Beat foot patrolling Prompt response to emergencies Crime prevention
YOUNGER PERSONS	30	SERC NVQ Students	Completed 17/11/09	1. Criminal damage 2. Speeding/drink drug driving 3. Sexual assault 4. Drugs	More interaction between Police and young people
	30	SERC questionnaires	Completed 01/01/09	1. Assaults 2. Paramilitary activity 3. Underage drinking 4. Youths causing annoyance 5. Sexual attacks	More support to victims Prompt response Increased involvement with young people
	19	Glenlola Collegiate School	Completed 23/01/09	1. Domestic burglary 2. Underage Drinking 3. Sexual Assaults 4. Speeding	Lack of interaction between Police and young people
	25	Bangor Grammar School – Community Action Team	Completed 01/04/09	1. Speeding/Drink drug driving 2. Assaults 3. Youths causing annoyance 4. Criminal damage 5. Underage drinking	Location of safety camera in accident hotspots

Group	No .s	Organisation	Progress	Priorities	Others
Minority Ethnic Community	25	Bangor Malayalee Association	Completed 28/06/09	1.Hate Crime	
Persons with a disability	5	Promote Action/Life Alert	Completed 9- Oct-08	1.Youths causing annoyance 2.Speeding 3.Burglary 4.Assaults	
	24	North Down & Ards MS Society	Completed 24/11/09	1.Speeding 2.Drugs	
	25	Bangor Deaf Club	Completed 16/01/09	1.Youths causing annoyance 2.Criminal damage 3.Mobile phones whilst driving 4.Underage drinking	Parking on pavements and obstructions
	5	Life Alert	Completed 18/06/09	1.Youths causing annoyance 2.Speeding 3.Graffiti	Litter
Persons of different sexual orientation	4	GLAD	Completed 06/06/09	1.Theft 2.Hate Crime 3.Domestic burglaries 4.Speeding 5.Drugs	Location of Hate Crime campaigns More crime prevention

	Criminal damage (16)	Speeding (15)	Youths causing annoyance (14)	Underage Drinking (11)	Domestic burglary (8)
1	Redburn and Loughview bingo	Hollywood womens group	Westchurch PW	Westchurch PW	Redburn and Loughview bingo
2	Hollywood womens group	Bangor Grammar	Bangor Grammar	Harbour Ward Residents	Hollywood womens group
3	Bangor Grammar	Harbour Ward Survey	Skipperstone Bingo	Bangor Grammar	Westchurch PW
4	Skipperstone Bingo	Evergreen Club	Bangor Grammar	Bangor Grammar	Bangor Grammar
5	Harbour Ward Residents	Friends of the Earth	Bangor Grammar	Over 50s Forum	Thursday Club
6	Harbour Ward Survey	Thursday Club	NPT S75	Over 50s Newsletter	Glenlola
7	Bangor Central PTA	Over 50s Newsletter	Translink	SERC Questionnaire	Life Alert
8	Evergreen Club	SERC NVQ Students	Thursday Club	Glenlola	GLAD
9	Bangor Grammar	Glenlola	SERC Questionnaire	Bangor Grammar	
10	NPT S75	Bangor Grammar	Bangor Grammar	Bangor Deaf Club	
11	Translink	Life Alert	Life Alert	Bangor Central PTA	
12	Over 50s Forum	MS Society	Bangor Deaf Club		
13	Over 50s Newsletter	Life Alert	Life Alert		
14	SERC NVQ Students	GLAD	Redburn and Loughview Survey		
15	Bangor Grammar	Bangor Central PTA			
16	Bangor Deaf Club				

	Anti social behaviour (9)	Drugs (5)
1	Redburn and Loughview bingo	Redburn and Loughview bingo
2	Westchurch PW	Friends of the Earth
3	Harbour Ward Residents	SERC NVQ Students
4	Harbour Ward Survey	MS Society
5	NPT S75	GLAD
6	Friends of the Earth	
7	Over 50s Forum	
8	Bangor Central PTA	
9	Redburn and Loughview Community Survey	

	Graffiti (3)	Hate Crime (3)	Public Drunkenness (3)	Sexual Assault (3)	Assaults (3)
1	Harbour Ward Residents	Harbour Ward Survey	Friends of the Earth	SERC NVQ Students	SERC Questionnaire
2	Translink	Malayalee Assocation	Translink	SERC Questionnaire	Bangor Grammar
3	Life Alert	GLAD	Over 50s Newsletter	Glenlola	Life Alert

	Theft (2)	Paramilitary Activity (2)	Mobiles Whilst driving (1)
1	Marks and Spencers	SERC Questionnaire	Bangor Deaf Club
2	GLAD	Redburn and Loughview Survey	

OTHER CONSIDERATIONS

From 1st October 2008 to 30th September 2009 approximately 160 people attended 6 meetings in public. At every meeting members of the public were provided with an information pack, which included feedback forms.

40 forms (25%) were returned with the following results

- 90% (36) found the meeting useful
- 82.5% (33) have a better understanding of the DPP following the meeting
- 87.5% (35) said they would be interested in attending future meetings in public.

From the feedback forms we found that a letter inviting members of the public to attend a meeting was the most effective invite and the best way to advertise future meetings in public.

A number of issues were raised during the meetings from members of the public:

- Anti Social Behaviour X 8
- Assaults X8
- Criminal Damage X3
- Parking X 3
- Domestic Burglary X2

In addition the DPP held public discussion forums themed towards crime prevention and fraud and domestic violence.

CONCLUSION

As a result of the consultation process there were a number of key findings.

Statistical Research

The statistical research undertaken by the Northern Ireland Statistical Research Agency found that the top priorities of all mentions of the residents of North Down were:

1. Underage Drinking
- T2. Domestic burglary
- T2. Young people causing annoyance
- 4 Vandalism
- 5 Speeding

In terms of Police resources the following were identified:

1. Beat /Foot patrolling
2. Prompt response to emergencies
3. Crime prevention
4. Investigating crime
5. Increased involvement with young people

This research represented 0.9% of the community and there was under representation from women, the 16-25 age groups and no breakdown provided of the 9 dimensions of section 75.

NORTH DOWN DPP SECONDARY CONSULTATION CONCLUSION

The under representation from the 16-25 age group and lack of knowledge of representation from the 9 dimensions of Section 75 was addressed through the secondary consultation process. North Down DPP met with over 500 people and nearly 30 organisations.

The secondary consultation process and questions raised at meetings in public determined the key public concerns as follows:

1. Criminal Damage
2. Anti Social Behaviour
3. Speeding
4. Youths causing annoyance
5. Underage Drinking
6. Domestic Burglary

In terms of Police resources the following were requested:

- Increased foot beat patrolling
- Improved response times to non emergency calls
- More communication with victims of crime

POLICING PRIORITIES FOR 2010/2011

On reflection of the comments received from NISRA, and the secondary consultation undertaken by North Down DPP and concerns raised at DPP meetings in public, the priority areas for the 2010/2011 North Down policing plan should include:

1. Criminal Damage
2. Underage drinking
3. Youths causing annoyance
4. Domestic burglary
5. Speeding

In terms of resources it was agreed that North Down District Command Unit resources should also focus on:

- Beat /Foot patrolling
- Prompt response to emergencies
- Crime prevention
- Investigating crime
- Increased involvement with young people

For further information on any aspect of North Down District Policing Partnership, please visit:

www.districtpolicing.com/northdown or contact:

Name	Mrs Gillian McCready
Title	DPP Manager
Address	Town Hall The Castle Bangor BT20 4BT
Tel No	02891278054
Text Phone	02891274920
Fax No	02891271370
E Mail	dpp@northdown.gov.uk