



***District Policing
Partnerships***

Local people shaping local policing

Tackling Crime

Cookstown District Command Unit

District Policing Partnership Brief

SECTION ONE

Domain: Reducing Crime

Objective: To reduce Crime

Domain: Investigating Crime

Objective: To improve crime investigation & increase detection

Domain: Promoting Public Safety

Objective: To deal with anti-social behaviour in a way that improves the quality of life and to improve road safety

Domain: Resource Usage



Objective: To improve organisational effectiveness and efficiency



Domain: Investigating Crime


Objective: To improve crime investigation and increase detection

Domain: Reducing Crime

Objective-To reduce Crime




PP Target	Apr-Dec 04-05	Apr-Dec 05-06	Target	Comment on performance, initiatives and impact
To continue to reduce the number of crimes	1485 (U-1167) (R-318)	1704 (U-1407) (R-297) +14.7%		<p>➤ Discussed throughout this section.</p> <p style="text-align: center;">IMPACT:INCREASED PUBLIC CONFIDENCE&REDUCTION IN THE FEAR OF CRIME</p>
To reduce to reduce the number of domestic burglaries	37 (U-27) (R-10)	58 (U-42) (R-16) +56.8%		<p>➤ Commercial & domestic visits by CPO to educate public on need for security measures in the home</p> <p>➤ Crime prevention talks to community groups focusing on the elderly</p> <p>➤ Hotspot areas canvassed regarding crime prevention & use of new technology to reduce burglaries and apprehend suspects.</p> <p>➤ Focused briefing regarding suspected burglars.</p> <p style="text-align: center;">IMPACT-ARREST OF SEVERAL PROLIFIC BURGLARS & INCREASED PUBLIC CONFIDENCE</p>

PP Target	Apr-Dec 04-05	Apr-Dec 05-06	Target	Comment on performance, initiatives and impact
To continue to reduce the no of commercial burglaries	76 (U-59) (R-17)	141 (U-122) (R-19) +85%		<ul style="list-style-type: none"> ➤ High visibility patrols & targeting of hotspot areas, i.e.: town centre ➤ Implemented operation whereby suspects were arrested, charged and taken before the courts ➤ Press release regarding effective securing of windows. <p style="text-align: center;">IMPACT: INCREASE IN CLEARANCE RATES, ARREST OF SEVERAL PROLIFIC BURGLARS, INITIAL REDUCTION IN COMMERCIAL BURGLARIES</p>
To continue to reduce the no of vehicle crimes	69 (U-48) (R-21)	54 (U-39) (R-15) -21%		<ul style="list-style-type: none"> ➤ Continue patrols pf repeat locations and constantly brief officers if other locations arise ➤ Poster campaign on crime prevention methods ➤ Press release regarding theft of valuables from vehicles <p style="text-align: center;">IMPACT: REDUCTION IN NO OF VEHICLE CRIME & INCREASED PUBLIC AWARENESS</p>

PP Target	Apr-Dec 04-05	Apr-Dec 05-06	Target	Comment on performance, initiatives and impact
<p>To reduce the no of violent crimes</p> <p>(No of violent domestic incidents)</p>	<p>496 (U-402) (R-94)</p>	<p>422 (U-350) (R-72) -14.9%</p> <p>87</p>		<ul style="list-style-type: none"> ➤ High visibility patrols at peak times/relevant locations ➤ Use of hand held video equipment as a preventative measure ➤ Poster/beer mat initiative in partnership with licensed premises regarding personal safety ➤ Door staff training initiative ➤ Awareness campaign to make victims aware of the role of the Domestic violence officer and how they can get support from this officer <p style="text-align: center;">IMPACT-REDUCTION IN NO OF VIOLENT CRIMES AND INVREASED PUBLIC AWARENESS</p>



Domain: Investigating Crime



Objective-To improve crime investigation and increase detection

PP Target	Apr-Dec 04-05	Apr-Dec 05-06	Target	Comment on performance, initiatives and impact
To increase the clearance rate for all crimes	38.9% (578/1485)	38.7%(661/1710) (U-38.1%-539/1413) (R-41.1%-122/297)		<ul style="list-style-type: none"> ➤ Discussed throughout this section <p style="text-align: center;">IMPACT-INCREASE IN CLEARANCE RATES, INCREASED PUBLIC CONFIDENCE & REDUCTION IN FEAR OF CRIME</p>
To increase the clearance rate for violent crime	57.3% (284/496)	57.5%(245/426) (U-55.1%-195/354) (R-69.4%-50/72)		<ul style="list-style-type: none"> ➤ Disruption of repeat offenders ➤ Use of handheld video equipment for evidence gathering <p style="text-align: center;">IMPACT-INCREASED EVIDENCE/INTELLIGENCE</p>
To increase the clearance rate for DV offences	78.1% (Apr-Nov)	66.9% (Apr-Nov)		<ul style="list-style-type: none"> ➤ Support offered by Domestic Violence officer ➤ Local domestic violence policy now in place
To monitor the no of incidents re: Racist Homophobic Sectarian Religious Disability		Total: 37 16 1 18 0 3		<ul style="list-style-type: none"> ➤ A baseline figure is currently being established for this crime type ➤ Community Safety officer participates in ethnic minority groups ➤ Contact and support victims of hate crime

Domain: Promoting public safety





Objective-To deal with antisocial behaviour in a way that improves the quality of life and to improve road safety

PP Target	Apr-Dec 04-05	Apr-Dec 05-06	Target	Comment on performance, initiatives and impact
To establish an accurate baseline for the no of reported incidents of anti social behaviour & incidents involving crime	N/A	1120ASBI 554ASBC		<ul style="list-style-type: none"> ➤ A baseline figure is currently being established for this crime type ➤ ASB is acting in a manner that caused or was likely to cause harassment, alarm or distress to one or more persons not of the same household
To increase the no of detections foe excess speed	123 (Apr-Nov)	114 (Apr-Nov) -7%		<ul style="list-style-type: none"> ➤ Operations carried out at hotspot locations on peak days, during peak times as per Regional indicators. ➤ Use of speed trailer <p style="text-align: center;">IMPACT-INCREASE IN SPEEN DETECTIONS</p>
Increase detections for non wearing of seatbelts(including child restraints)	217 (Apr-Nov)	379 (Apr-Nov) +74%		<ul style="list-style-type: none"> ➤ High visibility patrols stopping all cars with passengers or drivers in suspect of non wearing of seatbelt ➤ Press release making public aware of severity of not wearing a seatbelt <p style="text-align: center;">IMPACT-INCREASE IN NON WEARING OF SEATBELT DETECTIONS</p>

PP Target	Apr-Dec 04-05	Apr-Dec 05-06	Target	Comment on performance, initiatives and impact
To increase the no of detections for driving whilst impaired through drink and /or drugs.	67 (Apr-Nov)	96 (Apr-Nov) +43%		<ul style="list-style-type: none"> ➤ High visibility patrols carried out ➤ Press Release ➤ Dedicated local operations regarding drink driving ➤ Officers trained to carry out roadside impairment tests regarding drugs <p style="text-align: center;">IMPACT- INCREASE IN DRINK/DRUG DRIVING DETECTIONS</p>
To increase the no of detections for careless and dangerous driving	85 (Apr-Nov)	26 (6 dangerous 20 careless) -69%		<ul style="list-style-type: none"> ➤ High visibility patrols carried out ➤ Press release to make public aware of consequences <p style="text-align: center;">IMPACT-INCREASED PUBLIC AWARENESS OF CARELESS AND DANGEROUS DRIVING LEADING TO THE REDUCTION OF OFFENCES BEING COMMITTED</p>

Domain: Resource Usage

Objective- To improve organisational effectiveness and efficiency

PP Target	Apr-Dec 04-05	Apr-Dec 05-06	Target	Comment on performance, initiatives and impact
To reduce average sickness levels by 12.5 days p.a	17.34	10.06 -41%		<ul style="list-style-type: none"> ➤ Posters provided outlining sickness levels ➤ Management encouragement to return to work <p style="text-align: center;">IMPACT-DECREASE IN AVERAGE WORKING DAYS LOST</p>
To reduce average sickness levels for civilians to 13 days p.a	13.02	7.44 -42%		<ul style="list-style-type: none"> ➤ Posters provided outlining sickness levels ➤ Management encouragement to return to work <p style="text-align: center;">IMPACT-DECREASE IN AVERAGE WORKING DAYS LOST</p>
To process 85% of custody cases within 90 days	N/A	87.5		<ul style="list-style-type: none"> ➤ Constant weekly reviews to see if targets are being met <p style="text-align: center;">IMPACT-PP OBJECTIVE MET</p>
To process 85% of bail cases within 110 days	N/A	100%		<ul style="list-style-type: none"> ➤ All files received within appropriate time scale <p style="text-align: center;">IMPACT-PP OBJECTIVE MET</p>


Domain:Reducing Crime



Objective-To reduce crime

LPP Target	Apr-Dec 05/06	Comment on performance, initiatives & Impact
To monitor action taken by DCU in respect of identified crime hotspots	N/A	<ul style="list-style-type: none"> ➤Fortnightly review at TTCG meeting of crime hotspots & targeted patrolling accordingly ➤Daily feedback provided by Sections in relation to hotspot patrolling
The no of referrals to victim support	671	<ul style="list-style-type: none"> ➤Automatic written referrals to victim support via the crime administration office
To monitor the no of Crime Prevention initiatives	128	<ul style="list-style-type: none"> ➤TTCG meeting highlights crime trends suitable for crime prevention advice & best practice ➤CPO works in partnership with other relevant agencies e.g NIHE,CDC & community involvement groups ➤CPO visits victims of all crimes, with special attention to the elderly, victims of burglary, repeat victims & other vulnerable persons ➤CPO takes referrals from Age Concern & Victim Support regarding fear of crime & personal safety advice ➤Talks given to community & voluntary groups, church groups, the elderly & students ➤Evaluate Crime Prevention initiatives to ensure they are proving to be useful in reducing crime

Domain: Investigating Crime

Objective-To improve crime investigation & increase detection

LPP Target	Apr-Dec 04/05	Apr-Dec 05/06	Target	Comment on performance, initiatives & impact
To monitor the no of interagency meetings about foreign nationals issues	N/A	12	N/A	<ul style="list-style-type: none"> ➤ Contact made with representatives of various ethnic groups in the District ➤ Active role in migrant workers forum ➤ Funding obtained to produce a multilingual booklet on childcare, domestic violence, noise & waste pollution & emergency calls
To monitor the no of meetings with foreign nationals and/or representatives	N/A	4	N/A	
To monitor the clearance rate for Criminal Damage	18.3% (85/464)	17.7% (U-16.7%) (R-22.3%)		<ul style="list-style-type: none"> ➤ Increase public awareness about the severity of Criminal Damage penalties ➤ Identify main suspects ➤ Liaison with analyst to target hotspot areas <p style="text-align: center; color: red; font-weight: bold;">IMPACT-INCREASE IN CLEARANCE RATES</p>

LPP Target	Apr- Dec 04/05	Apr- Dec 05/06	Target	Comment on performance, initiatives & impact
To increase the quantity of drug seizures	49	81 +65%		<ul style="list-style-type: none"> ➤ Repeat offenders highlighted & disrupted ➤ Implementation of RIPA <p style="text-align: center;">IMPACT-INCREASE IN THE QUANTITY OF DRUGS SEIZED</p>
To increase the no of persons reported for drugs offences	57	89 +63%		<ul style="list-style-type: none"> ➤ Intelligence required on persistent offenders ➤ Implementation of RIPA on suspects <p style="text-align: center;">IMPACT-INCREASE NO OF PERSONS REPORTED FOR DRUG OFFENCES</p>
To monitor action taken by the DCU in respect of identified drug hotspots				NO DRUG HOTSPOTS IDENTIFIED
To monitor the no of drug education programmes	N/A	9		2 drug education programmes delivered in schools, 1 in youth clubs, 1 in Loughry college, 1 for social workers and 1 for door staff

Domain: Promoting Public Safety

Objective- To deal with anti social behaviour in a way that improves the quality of life

LPP Target	Apr-Dec 04/05	Apr-Dec 05/06	Comment on performance, initiatives & impact
To analyse the referrals to the YDO for underage drinking	N/A	63	➤ Identified hotspots visited by Neighbourhood Officer
To monitor the no of interagency meetings/education programmes	N/A	12	<ul style="list-style-type: none"> ➤ Meetings with fire service, forensic science re: improved approach to dealing with RTC's ➤ Meeting with homefirst re: vulnerable adults protocol ➤ Emergency planning meetings re: major incidents with local emergency services and council reps ➤ Liason with DRD on reinforcement of PSV regulations concerning underage drinking on buses to youth discos ➤ Work with TIPSA & CDDAF continues ➤ CASE programmes in schools continues across the DCU which includes talks on alcohol ➤ Meetings with licencess ➤ Remain part of CSP ➤ Interagency meetings re foreign nationals

Section 2: Summary page of recorded crime & clearance rates within the district

		OAP	Sexual Offences	Burglary	Robbery	Theft	Fraud & Forgery	Criminal Damage	OA The State	Other
Recorded	PFYTD	479	10	114	7	250	78	464	16	67
	FYTD	401	16	200	5	293	80	571	18	120
	%change	-16.3	60	75.4	-28.6	17.2	2.6	23.1	12.5	79.1
%cleared	PFYTD	56.8	110	31.6	14.3	22	78.2	18.3	31.3	77.6
	FYTD	58.9	31.3	34	20	36.2	57.5	17.7	61.1	65
	%change	2.1	78.7	2.4	5.7	14.2	20.7	0.6	29.8	12.6