



Tackling Crime

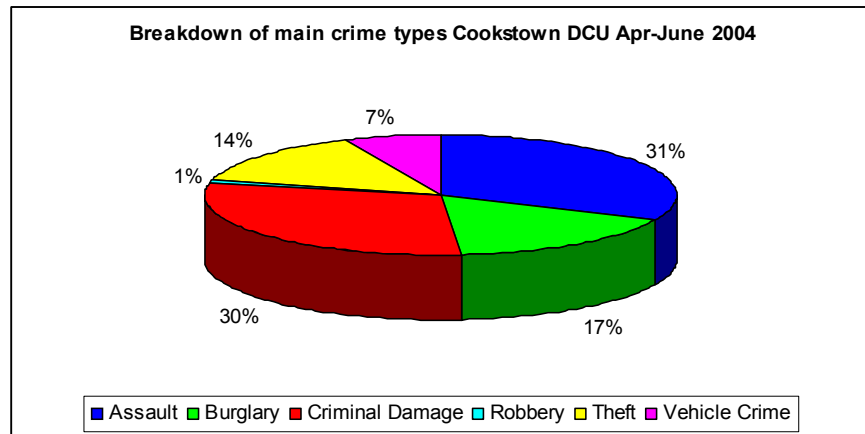
Cookstown District Command Unit

FIGURES ARE CORRECT AS OF 02/08/04 BUT MAY BE SUBJECT TO UPDATE

District Policing Partnership Brief

Cookstown DPP Apr-June 2004

Crime problems Cookstown DCU



➤ Overall crime levels have increased by 3.4% from 486 to 503 compared to the same period last year.

➤ Overall detection rates have decreased from 40.1% (195 crimes cleared of a possible 486) to 29.4% (148 crimes cleared of a possible 503)

Top 3 crime types	Crimes this period	Comparison to same period PFY
Assault	157 ↑	136
Criminal damage	176 ↑	126
Theft	52 ↓	60

DCU performance against Policing Plan crime Targets

Domestic burglary:

This crime type has been reduced significantly to 10 compared to the previous years figure of 25 and also in line with the 2001/02 baseline figure, also 25.

Vehicle crime:

This crime type has been reduced compared to 2003/04 from 29 to 22.

As with domestic burglary it has also been reduced from the 2001/02 baseline figure of 40.

Violent crime detections:

Detection rates for Violent crimes have fallen from 72.4% to 47.8%.







Drugs:





Seizures have increased significantly from 15 to 25. Those charged with supply offences have also increased from 2 to 4.

DCU performance against Local Policing crime Targets

Criminal damage detections:

Detection rates for criminal damage have fallen from 23.8% to 12.5% compared to the previous year.


TARGET	2003/2004	2004/2005	END OF YEAR TARGET	PERFORMANCE INDICATOR
Reduce the number of domestic burglaries by 2% (based on 2001/02 figure)	25	10	<125 (based on 2001/02 figure)	
Reduce vehicle crime by 8% (based on 2001/02 figure)	Theft from - 16 Theft of - 24 Total - 40	Theft from - 11 Theft of - 11 Total 22	<154	
Achieve a 55% detection rate for violent crime	72.4%	47.8%	55%	
Increase criminal damage detections	23.8%	12.5%	>24.7%	
Increase the number of drugs seizures	15	25	>76	
Increase the number of persons charged for supply offences as a proportion of those arrested	2/15= 13.3%	4/25= 16%	N/A	

TARGET	2003/2004	2004/2005	END OF YEAR TARGET	PERFORMANCE INDICATOR
Increase the number of detections for non-wearing of seatbelts	39	57	TBA	
Increase the number of detections for drink / drug driving	15	28	TBA	
Increase the number of detections for excess speed	127	16	TBA	
Increase the number of detections for careless / dangerous driving	14	34	TBA	

Figures for 2004/05 do not include Advice & Warning (A&W) and end of year targets are to be amended due to a change in recording techniques.

TBA – To be arranged

Cookstown DPP Apr-June 2004

TARGET	2003/2004	2004/2005	END OF YEAR TARGET	PERFORMANCE INDICATOR
Percentage of bail cases within time limits – target 85%	Official figures unavailable @ present	2/3= 66.7%	85%	
Percentage of custody cases within time limits – target 85%	Official figures unavailable @ present	0/0	85%	N/A
To monitor the number of domestic violence offences that resulted in persons reported or charged	N/A	10 reported 0 charged	N/A	N/A
To report the number of domestic incidents and domestic violence offences	83 incidents 37 offences	70 incidents 35 offences	N/A	N/A
To monitor the number of incidents of a racist or homophobic nature	3	3	N/A	N/A