



*District Policing
Partnerships*

Local people shaping local policing

COOKSTOWN

APRIL 2004 – MARCH 2005

**District Policing Partnership
Brief**

FIGURES ARE CORRECT AS OF 06/04/05 BUT MAY BE SUBJECT TO UPDATE.
FIGURES INCLUDE UP TO AND INCLUDING 24/03/2005

INDEX

(1) COVER PAGE

(2) INDEX

(3) FORWARD

(4) PROGRESS IN ACHIEVING POLICING PLAN TARGETS:

- **To promote safety and reduce disorder**
- **To reduce crime and the fear of crime**
- **To contribute to delivering justice in a way which secures and maintains public confidence in the rule of law**
- **To implement the programme of change**

(5) POLICING WITH THE COMMUNITY

(6) COMMUNITY SAFETY PROJECTS

FORWARD

On behalf of the Chief Constable I hereby present the local District Policing Plan mid year report, which sets out the progress we are making in meeting our published targets and objectives. This report will focus on:

- The steps being taken to develop policing with the Community as the main function of all police officers within the district
- The contribution we are making to community safety projects
- Progress in achieving the targets set out in both the local and Service Policing Plans

Since the date of the previous report the District has progressed with the implementation of the National Intelligence Model to progress best use of information in order to achieve our agreed policy plan objectives.

Within the District Command Unit all of our staff, both Police and Civilian, continue to work diligently on behalf of the community to achieve the Service and District Policing Plan.


My aims remain consistent and those are to continue to provide a professional and responsive Policing Service to the communities in Cookstown. Our commitment and the support of the public remain essential ingredients in our partnership approach to policing.

PROGRESS IN ACHIEVING POLICING PLAN TARGETS



Notes for Guidance


- The following tables depict the local Policing Priorities and their associated targets as they appear in the Cookstown DCU Policing Plan.
- Some of the priorities are also Province-wide priorities, whilst others are unique to Cookstown DCU. The column headed “Local/Both/Service ” explains which is the case.
- All of the statistics provided are comparing our performance so far this year (April 2004 to March 2005) with the same period last year (April 2003 to March 2004) The columns are headed Financial Year To Date (FYTD) and Previous Financial Year To Date (PFYTD) respectively.
- Our performance is deemed to be “On Target” if we meet or exceed the target as set out in the Local or Service Policing Plan.
- Some targets are measured centrally and the information is not broken down to local level. Also, some targets are not measured. This is indicated in the relevant box where this is the case.
- These statistics are taken from the PSNI Management Information System and local records where required.


To promote safety and reduce disorder

Objective	Target	Local / Both	PFYTD	FYTD	On target?	Comment
To maintain public order, thereby providing for the protection and security of the public	To achieve confidence levels in the policing of public disorder of not less than 75%	Service	N/A	N/A	This is measured annually and provided by PSNI HQ	DPP's and CPLC's continue to provide feedback in this area.
To work in partnership with others to reduce the number of those killed and seriously injured in RTCs.	Increase the number of detections for excess speed	Both	245	190		The impact of recent media campaigns have had the desired impact on vehicle users, thus leading to a reduction in the number of persons detected using excess speed



The figures quoted for traffic detections refer to Prosecution files and FPN 's.(Fixed Penalty Notices) but excludes A&W (Advice & Warning)



Objective	Target	Local / Both	PFYTD	FYTD	On target?	Comment
To work in partnership with others to reduce the number of those killed/ seriously injured in RTCs.	Increase the number of detections for drink / drug driving	Both	105	111		Detections have increased by 5.4% compared to the same period last year.
	Increase the number of detections for dangerous / careless driving	Both	63	96 Dangerous =27 Careless =69		Detections have increased by 34.4%

Objective	Target	Local / Both	PFYTD	FYTD	On target?	Comment
To work in partnership with others to reduce the number of those killed/seriously injured in RTCs.	Increase the number of detections for non wearing of seat belts	Both	409	389		The shift of emphasis towards drink/drug driving and careless/dangerous driving impacted on detections in this area. Province wide media campaigns will also have led to a reduction.

Objective	Target	Local / Both	PFYTD	FYTD	On target?	Comment
Crime and anti social behaviour	To increase the detection rate for criminal damage	Local	24.7% (130 cleared from 526 recorded)	21.1% (124 cleared from 588 recorded)		The DCU continues to review the Control Strategy for this objective. A Reduction Strategy was implemented and was successful in reducing criminal damage incidents and increasing detections for the period implemented.
	Number of referrals to Youth Diversion Officer (YDO) for underage drinking	Local	71	78 (58 first offenders, 13 informed warnings and 7 pros)		For monitoring purposes only.

To reduce crime and the fear of crime



Objective	Target	Local / Both	PFYTD	FYTD	On target?	Comment
Crime and anti social behaviour	To reduce the number of domestic burglaries by 2% (based on the 2001/02 baseline)	Both	127 (Total burglaries= 249)	43 (Total burglaries =146)		Reduced by 66.1%. Pro active policing and Crime Prevention initiatives have maintained the low level of domestic burglaries.
	To reduce the number of vehicle crimes by 8% (based on the 2001/02 baseline)	Both	Theft from = 77 Theft of = 87 Total = 164	Theft from = 38 Theft of = 48 Total = 86		Reduced by 47.6%. High visibility patrols and ongoing Crime Prevention initiatives ensure this objective was met.

Objective	Target	Local / Both	PFYTD	FYTD	On target?	Comment
Crime and anti social behaviour	To achieve a detection rate for violent crimes of 55%	Both	72.2% (437 cleared from 605 recorded)	59.1% (374 cleared from 633 recorded)		Although a reduction from last years detection rate, Violent crimes met and exceeded the 55% target.
	To increase the clearance rate for murders and manslaughters	Service	100% (1/1)	100% (1/1)		The figure for these crime types remain low. Both murders for the PFYD and the FYTD were cleared and persons made amenable.



Objective	Target	Local / Both	PFYTD	FYTD	On target?	Comment
	To monitor the number of racist and homophobic incidents	Both	Racist = 14 Homophobic = 1 Total =15	Racist = 15 Homophobic = 3 Total =18	N/A	As with Domestic Violence these figures are simply being monitored in order to ensure any increases are noted and acted upon.
Crime and anti social behaviour	To report the number of domestic incidents and domestic violence offences	Both	359 incidents 155 Offences (until 28/02/04)	406 incidents 194 offences	N/A	There has been an increased number of incidents of Domestic Violence reported and an increase in offences also noted.

Objective	Target	Local / Both	PFYTD	FYTD	On target?	Comment
Crime and anti social behaviour	To provide enhanced training for all officers in the area of domestic violence	Both	N/A	N/A	N/A	All officers are being trained via Schools of Instruction. A new Domestic Violence officer with enhanced training and interviewing skills is to be appointed in the near future
	To monitor the number of domestic violence offences that resulted in persons reported or charged	Both	N/A	47 reported 12 charged	N/A	For monitoring purposes only.

Objective	Target	Local / Both	PFYTD	FYTD	On target?	Comment
Crime and anti social behaviour	Number of operations to combat crime against the elderly (Number of recorded crimes against the Elderly. Elderly in this case is 60+)	Local	N/A (47)	1 (60)	N/A	1 Operation was re-implemented in the district in relation to crimes against the elderly.It encouraged partnerships with outside agencies, a proactive police approach and the further implementation of Crime Prevention initiatives.
	Number of referrals of elderly to Crime Prevention Officer (CPO) for advice	Local	N/A	145	N/A	CPO continues to work in partnership with agencies such as Age Concern, NIHE and the local council to ensure any fears or queries from the elderly are tended to.

Objective	Target	Local / Both	PFYTD	FYTD	On target?	Comment
Crime and anti social behaviour	Increase the number and quantity of seizures of illicit drugs	Both	76	77		Drugs seizures have increased by 1.3%. Quantities of tablets seized have increased from 279 to 440
	Increase the number of persons charged for supply offences as a proportion of those arrested	Both	10/53 = 18.8%	12/16 = 75%		The number of persons arrested for supply offences has fallen. However the number of those charged has increased.

To contribute to delivering justice in a way which secures and maintains public confidence in the rule of law

Objectives	Target	Local / Both	PFYTD	FYTD	On target?	Comment
To contribute to delivering justice in a way which secures and maintains public confidence in the rule of law.	Percentage of bail cases within time limits – 85% target	Both	100%	13/15 = 86.6%		This objective has been met and exceeded.
	Percentage of custody cases within time limits – 85% target	Both	100%	3/4 =75%		Due to the low number of cases of this nature, the absence of 1 file has led to the objective not being met

Objectives	Target	Local / Both	PFYTD	FYTD	On target?	Comment
To improve organisational effectiveness	To implement the 3 year overtime reduction strategy	Annual	N/A	N/A	N/A	The district is currently 1200hrs under spent mainly due to the quiet summer and getting extra hours from Region at the end of the year.

To implement the programme of change

Objectives	Target	Local / Both	PFYTD	FYTD	On target?	Comment
To build and sustain confidence in the Police Service	To increase to 70% the percentage of people who think the police do a good job	Service	N/A	N/A		These figures are measured annually and will be available mid May 2005.
	To achieve confidence levels in overall equality of treatment of 70%	Service	N/A	N/A		These figures are measured annually and will be available mid May 2005.
	To achieve satisfaction in respect of patrolling greater than 45%	Service	N/A	N/A		These figures are measured annually and will be available mid May 2005.

POLICING WITH THE COMMUNITY AND COMMUNITY SAFETY PROJECTS

DCU Community Safety Strategy - Initiatives

There are numerous Community Safety Problem Solving initiatives on going in the district including:

- YCA Dempsey's / Central arcade
- Beechway / Old Park Mews
- Westland Road / Westland Road South
- Westland Park / Forthglen
- Drugs talks by Community Involvement

Listed below are a sample of problems already solved for the FYTD:

- Anti social behaviour, Stewart Avenue
- Anti social behaviour / YCA, path at rear of Railway yard
- Criminal damage to vehicles, Millburn
- Criminal damage to Moneymore Presbyterian Church
- Motorcycles rallying at Drumcairn forest, Stewartstown

Crime Prevention Initiatives and methods

Elderly

- Info day at Burnavon organised by Age Concern
- Visits to elderly / vulnerable persons
- Talk to Age Concern luncheon Club on bogus callers & distraction burglary
- Talk to 150 persons at Age Concern Christmas lunch, Killymoon Golf Club.
- Crime Prevention talk to NHS Retirement Fellowship Group.

Vehicle crime

- Compiled list of petrol filling stations in DCU for control room re drive-offs

Crime Prevention Initiatives and methods

Burglary

- Visits regarding commercial & domestic burglary
- Seminar on doorstep crime / distraction burglary
- Inter agency partnership with Housing Executive in relation to lighting and fencing at the dwelling of a victim of aggravated burglary.
- Collated list of 'Turn Key' developments with patrols briefed accordingly